




CODE	MODEL	CS PLUS	CS	DISPO	PBS
268168	White tray plateau 39 x 29 x 4 h cm 	3	2	1 1,5	0,6 0,8 1,5 2
268166	White tray vassoio 35 x 24,5 x 4,4 h cm 	2	2 B	0,7 1	0,6 0,8 1,5 2
268167	White tray universal + adapter 35 x 24,5 x 4,4 h cm 	1,8 2 3	2 B 2	0,7 1 1,5 2 2,5	0,6 0,8 1,5 2
268169	Suction pad 	2 3 4 5 B 5	2 B 2 3 4 5 B	1,5 2 2,5 3 4	1,5 2
769719	Adapter for suction pad 	1,8	-	0,7 1	0,6 0,8
268157	Inclined table support CS 	6 7		5 6	-

UNIVERSAL WALL SUPPORTS (wall - vertical bar - horizontal bar)

CODE	MODEL	CS PLUS	CS	MAG-NUM	DISPO	DAILY	PBS	NURSY
268163	"L" resin bracket		2	2 B		1,5		
			3	2		2		
			4	3		2,5		
			5 B	4		3	1,5	
			5	5 B	-	4	2	-
268183	Universal holder kobite		all except CS PLUS			all except DISPO	0,6	
			10			0,7	0,8	
			22	all	-	0,5	1,5	
							2	-
268161	Nursy bracket		10		L			3
			22	-	XL	-	-	5 10


BS SUPPORTS (vertical bar - table)

CODE	MODEL	BS
-	BS 1,5 Bracket	1,5
268160	BS 3 Bracket	3
268162	BS 6 Bracket	6

TROLLEYS

CODE	MODEL	
268193	Metal trolley CS PLUS 22 45 x 43 x 48 h cm	CS PLUS 22
268191	Universal Compact metal trolley 48 x 42 x 97 h cm	CS PLUS CS MAGNUM DISPO DAILY PBS NURSY BS

SQUARED WALL DAILY SUPPORT (wall - vertical bar - horizontal bar)

CODE	MODEL	DAILY		
268186	Daily Support			

SQUARED WALL SUPPORTS (wall - vertical bar - horizontal bar)

CODE	MODEL	CS PLUS	CS	
	Metal coated support CS PLUS 1,8	1,8		
268187	Metal coated support CS 2	2 3	2 B 2	
268189	Metal coated support CS 3/4/5/6	4 5 6 7	3 4 5 6	
268190	Metal coated support CS 5 B	5 B	5 B	
268192	Metal coated support CS 6 B - CS PLUS 7 B	7 B	6 B	

ROUNDED WALL SUPPORTS (wall - vertical bar)

CODE	MODEL	DISPO	PBS
268155	Metal coated support PBS small	0,7 1	0,6 0,8
268158	Metal coated support PBS 5/6	-	5 6
268159	Metal coated support PBS large	-	7 12
268171	Metal coated support PBS/DISPO medium	1,5 2 2,5	1,5 2
268173	Metal coated support DISPO 3/4	3 4	
	Metal coated support DISPO 5	5	